

5625 Crescent Park W #139, Playa Vista, CA 90094-2084, Los Angeles County

POPULATION

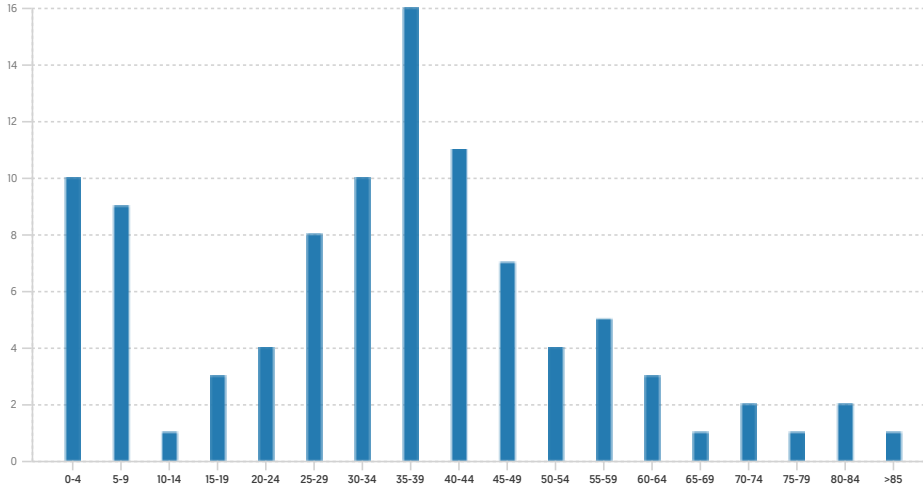
SUMMARY

Estimated Population	9,368
Population Growth (since 2010)	41.7%
Population Density (ppl / mile)	15,366
Median Age	35.9

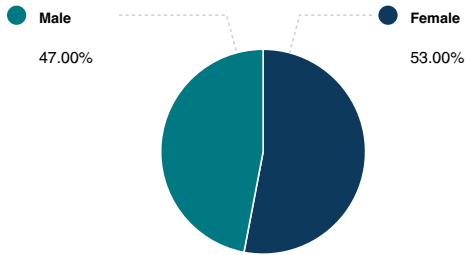
HOUSEHOLD

Number of Households	4,345
Household Size (ppl)	2
Households w/ Children	1,989

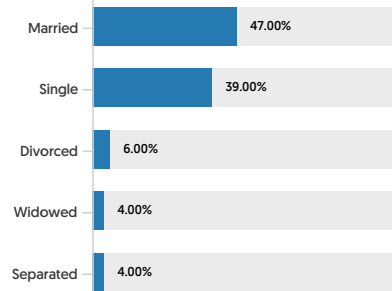
AGE



GENDER



MARITAL STATUS



HOUSING

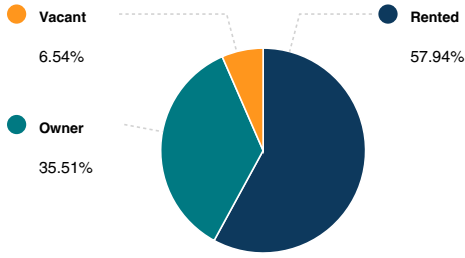
SUMMARY

Median Home Sale Price	\$981,000
Median Year Built	2007

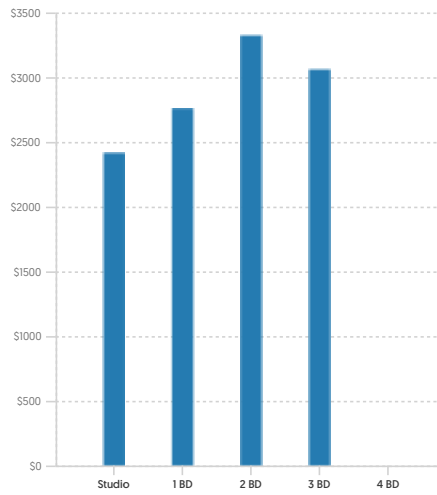
STABILITY

Annual Residential Turnover	26.85%
-----------------------------	---------------

OCCUPANCY



FAIR MARKET RENTS (COUNTY)

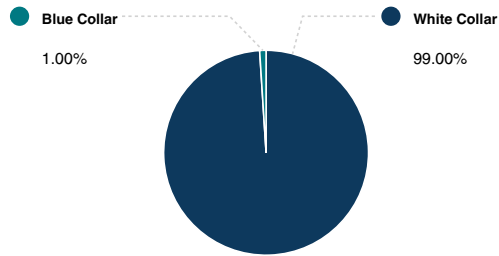


QUALITY OF LIFE

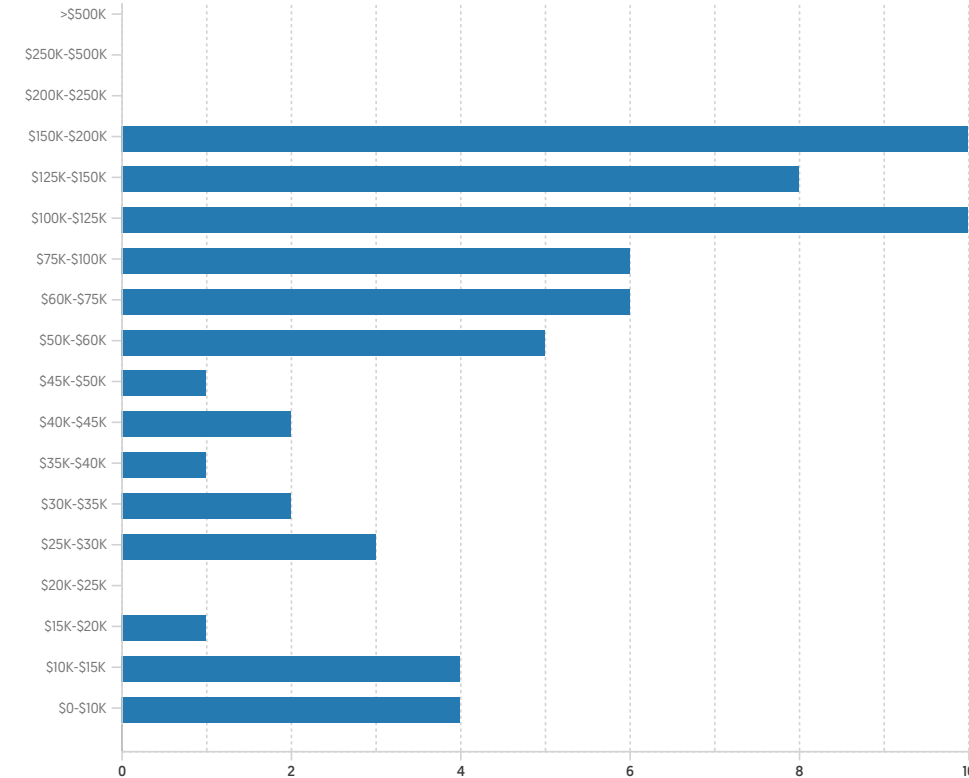
WORKERS BY INDUSTRY

Construction	119
Manufacturing	281
Transportation and Communications	71
Wholesale Trade	69
Retail Trade	194
Finance, Insurance and Real Estate	468
Services	1,710
Public Administration	28

WORKFORCE



HOUSEHOLD INCOME



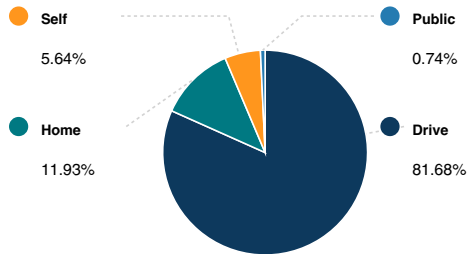
Average Household Income

\$146,325

Average Per Capita Income

\$92,419

COMMUTE METHOD



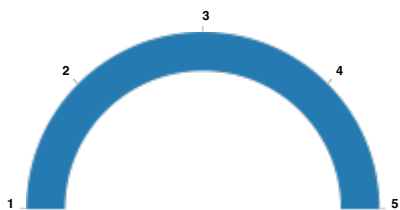
Median Travel Time **29 min**

WEATHER

January High Temp (avg °F)	65.1
January Low Temp (avg °F)	47.8
July High Temp (avg °F)	77.9
July Low Temp (avg °F)	62.7
Annual Precipitation (inches)	13.93

EDUCATION

EDUCATIONAL CLIMATE INDEX (1)



HIGHEST LEVEL ATTAINED

Some High School	13
High School Graduate	125
Some College	831
Associate Degree	384
Bachelor's Degree	3,091
Graduate Degree	2,692

(1) This measure of socioeconomic status helps identify ZIP codes with the best conditions for quality schools. It is based on the U.S. Census Bureau's Socioeconomic Status (SES) measure with weights adjusted to more strongly reflect the educational aspect of social status (education 2:1 to income & occupation). Factors in this measure are income, educational achievement and occupation of persons within the ZIP code. Since this measure is based on the population of an entire ZIP code, it may not reflect the nature of an individual school.
 (2) Powered by Liveby. Information is deemed reliable but not guaranteed. Copyright © 2021 Liveby. All rights reserved.

SCHOOLS

RADIUS: 1 MILE(S)

PUBLIC - ELEMENTARY

	Distance	Grades	Students	Students per Teacher	SchoolDigger.com Rating (1)
Playa Vista Elementary	0.36	K-6th	585	24	4

Community Rating (2)

Playa Vista Elementary

PUBLIC - MIDDLE/HIGH

	Distance	Grades	Students	Students per Teacher	SchoolDigger.com Rating (1)
Animo Westside Charter Middle	0.68	6th-12th	401	21	2
Wesm Health/Sports Medicine	0.94	9th-12th	829	20	2
Katherine Johnson Stem Academy	0.99	6th-8th	165	20	2

Community Rating (2)

Animo Westside Charter Middle
 Wesm Health/Sports Medicine
 Katherine Johnson Stem Academy

PRIVATE

	Distance	Grades	Students	Classrooms	Community Rating (2)
Westside Neighborhood School	0.5	Pre-K-8th	450		

(1) SchoolDigger Ratings provide an overview of a school's test performance. The ratings are based strictly on test score performance for that state's standardized tests. Based on a scale of 1-5. (© 2006-2016 SchoolDigger.com)
 (2) The community rating is the overall rating that is submitted by either a Parent/Guardian, Teacher, Staff, Administrator, Student or Former Student. There will be only one rating per school. Based on a scale of 1-5.
 (3) Powered by Liveby. Information is deemed reliable but not guaranteed. Copyright © 2021 Liveby. All rights reserved

LOCAL BUSINESSES

RADIUS: 1 MILE(S)

EATING - DRINKING

	Address	Phone #	Distance	Description
Eat Your Drink LLC	5710 Crescent Park E # 10	(323) 350-4894	0.01	Eating Places
Esthetic Lounge	5710 Crescent Park E # 41	(805) 316-3166	0.01	Cocktail Lounge
Cali Cafe	5510 Lincoln Blvd Ste 160	(213) 249-8187	0.11	Cafe
Ksv Esports Delaware, Inc.	5510 Lincoln Blvd Ste 150	(307) 699-3286	0.11	Sports Clubs, Managers, A nd Promoters
Mrkt At The Reserve LLC	13031 W Jefferson Blvd	(310) 301-8072	0.16	Caterers
Pico Grill, LLC	5809 W Seaglass Cir	(310) 437-0219	0.18	Eating Places
Lotus Blue Insights	6565 Crescent Park W # 12	(323) 963-8411	0.2	Caterers
Monosson Subway Inc.	13044 Pacific Promenade	(310) 745-7911	0.26	Sandwiches And Submarin es Shop
Gulp Playa Vista, Inc.	13020 Pacific Promenade #	(310) 569-1484	0.32	Eating Places
International Coffee & Tea, L LC	13020 Pacific Promenade	(310) 862-5725	0.32	Coffee Shop

SHOPPING

	Address	Phone #	Distance	Description
Christine Avanti Nutrition, Inc	6020 Seabluff Dr Unit 326	(310) 795-9203	0.35	Health Foods
Yummy Foods, LLC	6020 Seabluff Dr Ste 7	(310) 862-9790	0.35	Grocery Stores, Independe nt
Common Foods LLC	5340 Alla Rd Ste 140	(775) 773-6637	0.38	Gourmet Food Stores
Home Depot U.s.a., Inc.	12975 W Jefferson Blvd	(310) 822-3330	0.41	Home Centers
Body Ecology, Inc.	5825 W Seaglass Cir	(706) 715-3505	0.52	Health And Dietetic Food S tores
Irwin Naturals	5310 Beethoven St	(888) 223-1548	0.57	Health And Dietetic Food S tores
A-1 Gourmet, LLC	7967 Champion Dr	(310) 204-5757	0.63	Gourmet Food Stores
Stone Source, LLC	5429 Mcconnell Ave	(323) 274-1992	0.65	Warehouse Club Stores
Forest Redpoint Products Inc	5410 Mcconnell Ave	(310) 822-7771	0.66	Flooring, Wood
Rainbow Acres	4756 Admiralty Way	(310) 823-5373	0.73	Health Foods